
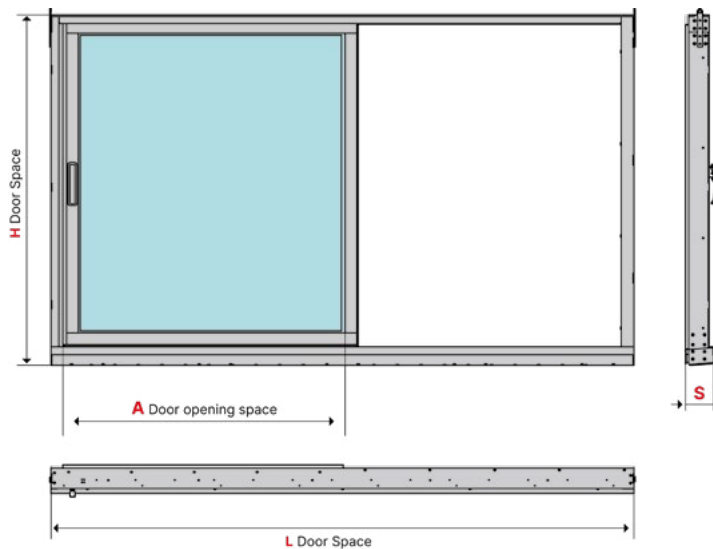
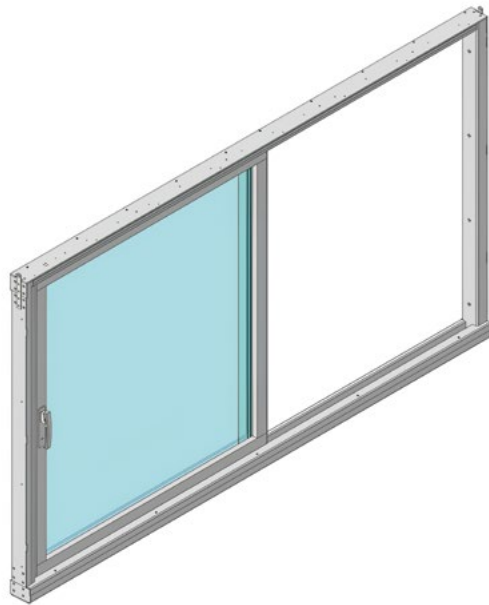


Two wings door 2013.FA

model	A (mm/inch)	L (mm/inch)	H (mm/inch)	S (mm/inch)	glass (mm/inch)	handle standard	opening	weather proof ISO 12216:2023
2013.FA/01	1315 51 ⁴ / ₅ "	2970 116 ⁹ / ₁₀ "	1775 70"	145 5 ⁷ / ₁₀ "	10 3/8"	mod. 7550	Sx→Dx	CAT 3



Flat manual door with two wings, one fixed and one sliding.
 The doors are subject to quality control tests to comply with ISO 12216.2023 standards.
 NOTE:
 Sx→Dx, Sx←Dx
 The sliding doors opening direction is always considered from the outside of the boat.